

Your Convenient Care Virtual Visit via Computer



Accessing Your mySaintLuke's Account

Visit mySaintLukesKC.org

Password Reset

If you have a mySaintLuke's account, but are having trouble logging in, you will need to reset your password. If you're not sure of your username, start by clicking on "Forgot Username?"

Ver en Español

mySaintLukes Username

Password

SIGN IN

[Forgot Username?](#) [Forgot Password?](#)

[New User?](#)

SIGN UP NOW

PAY AS GUEST

Click "Forgot Password?" You will need your username, ZIP code, and date of birth to reset your password.

my Saint Luke's
Your secure online health connection

Password Reset

Please verify your personal information.

mySaintLukes Username

ZIP Code

xxxxx

Date of Birth

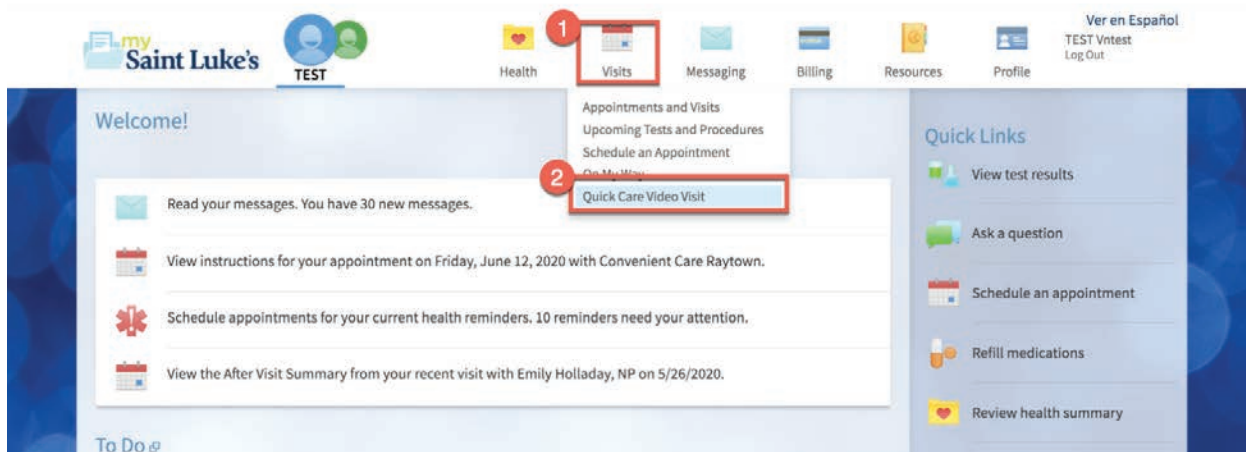
mm / dd / yyyy

NEXT

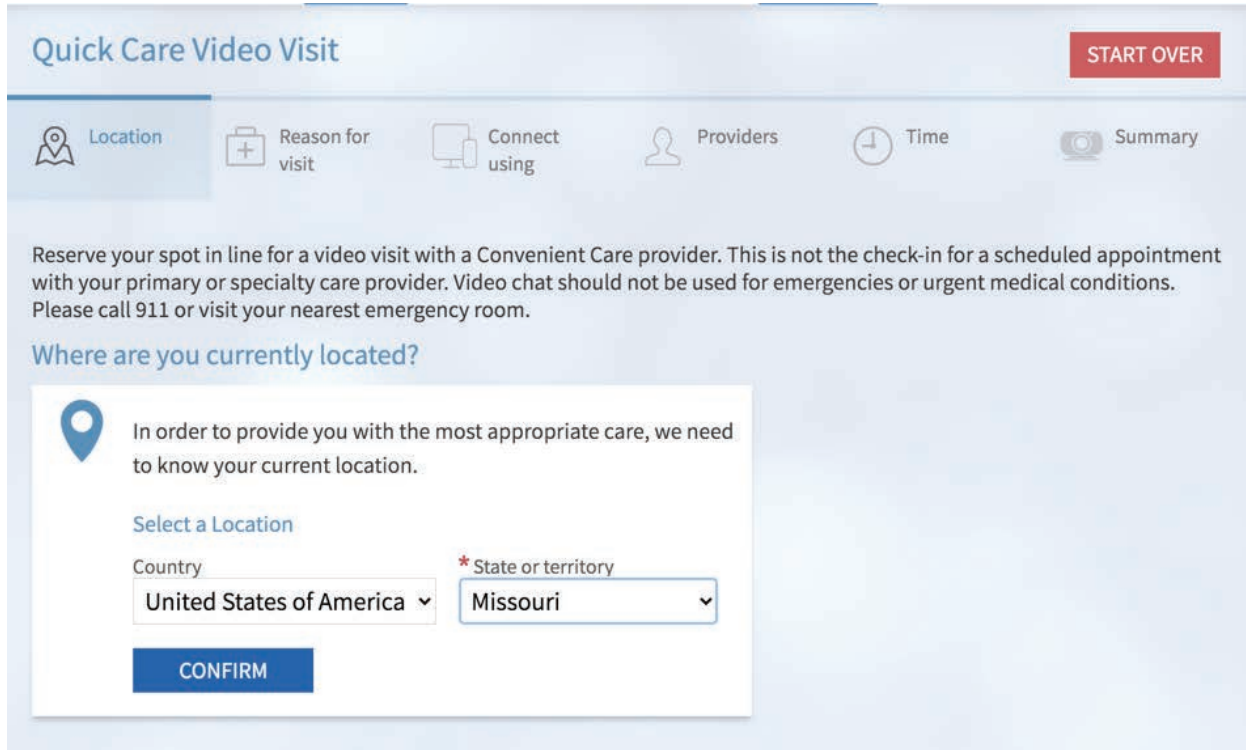
Convenient Care Virtual Visit via Computer

1. Click on the "Visits" icon

2. Click on "Quick Care Video Visit."

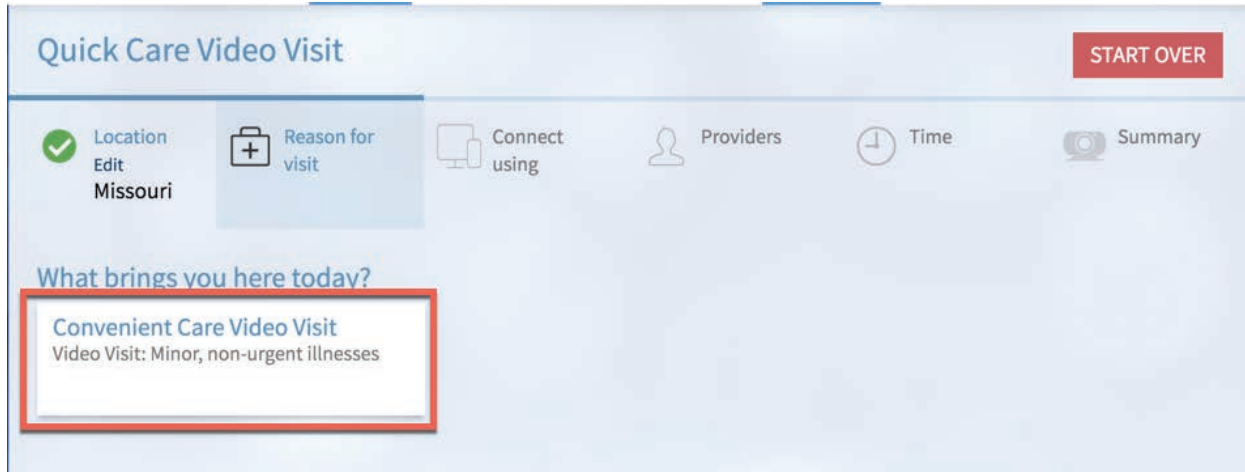


3. Select the state you are located in and click Confirm.

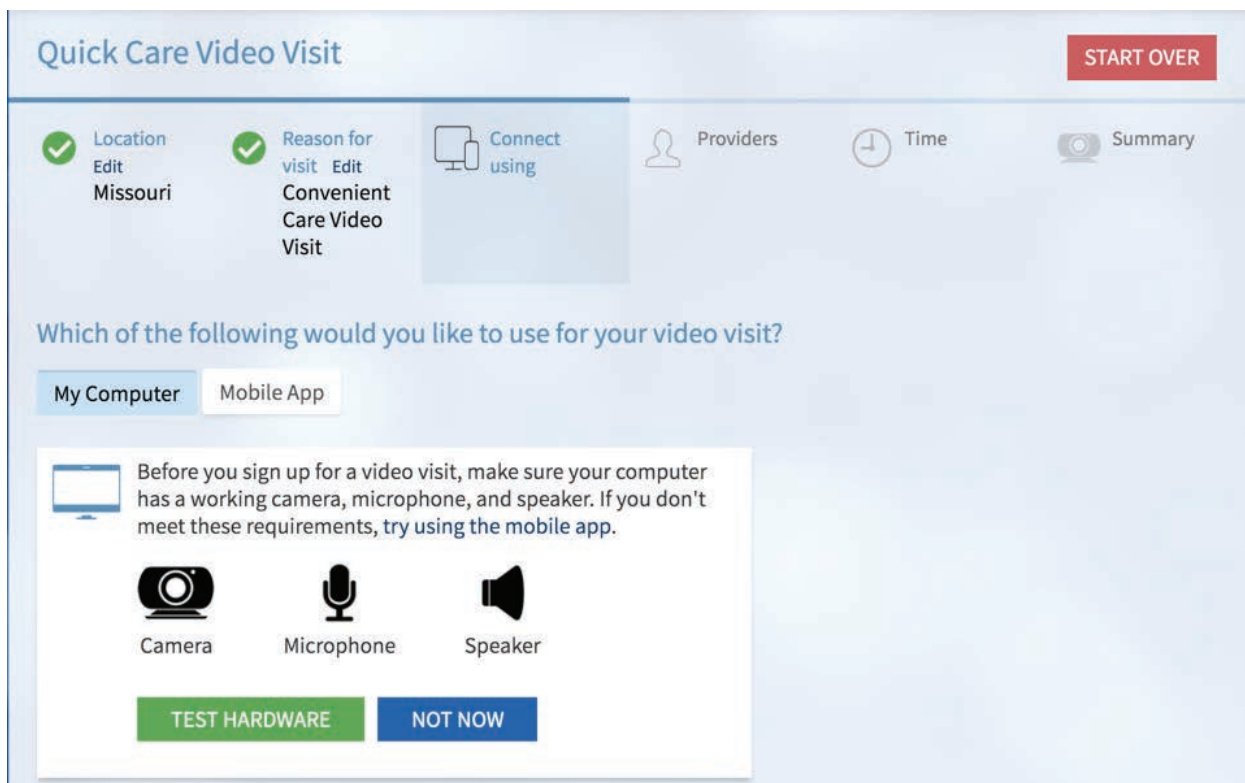


Convenient Care Virtual Visit via Computer

4. Select "Convenient Care Video Visit."



5. Click on the "Test Hardware" button. Or—if you know that your camera, microphone, and speaker work—click "Not Now."



Convenient Care Virtual Visit via Computer

6. You will see your estimated wait time. Click "Put Me In Line."

Quick Care Video Visit START OVER

✓ Location Edit Missouri

✓ Reason for visit Edit Convenient Care Video Visit

✓ Connect using Edit My Computer

Providers

Time

Summary

Next available provider
Estimated wait: 15 minutes

PUT ME IN LINE

7. Add information about what you would like addressed during your visit, then click "Put Me In Line."

Quick Care Video Visit START OVER

✓ Location Edit Missouri

✓ Reason for visit Edit Convenient Care Video Visit

✓ Connect using Edit My Computer

✓ Providers Edit Next available provider

Summary

You're almost there!

What is the most important thing you want addressed during this visit?

Next available provider
Saint Luke's Health System

Convenient Care Video Visit

Estimated wait
15 minutes

Estimated cost
Not available

How would you like to be notified when your provider is ready?

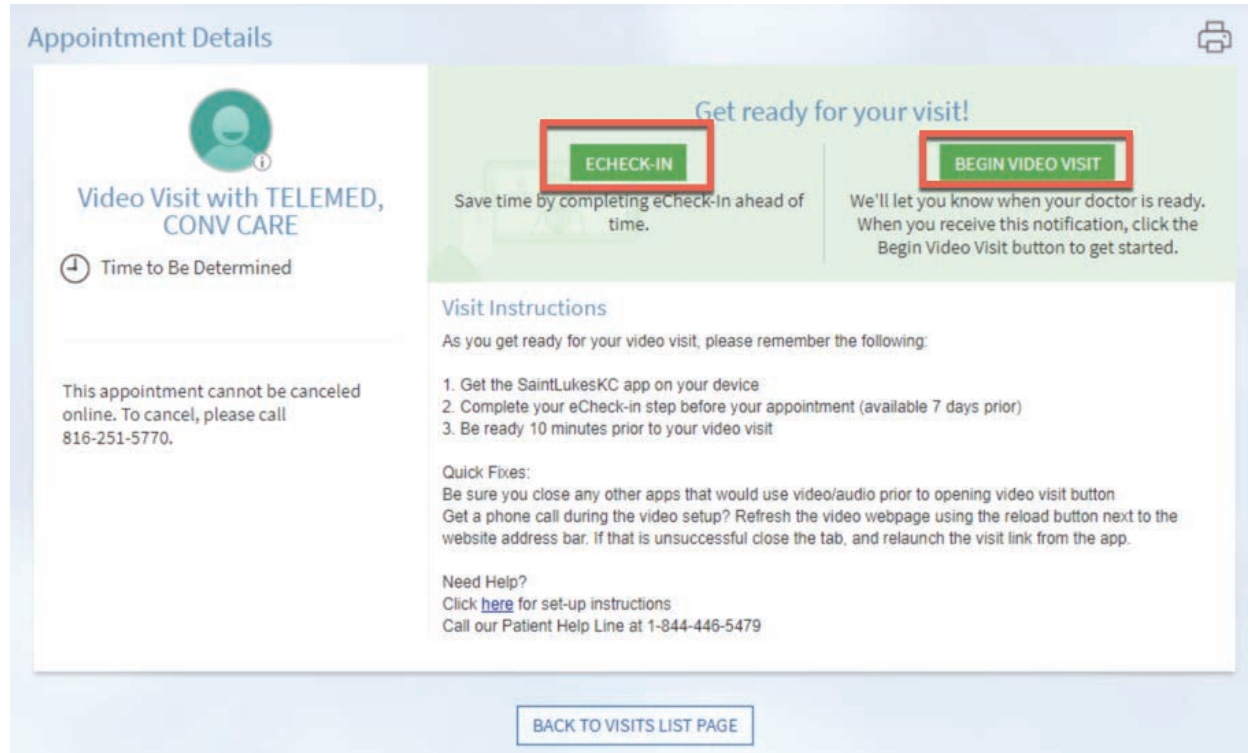
Text me: 785-577-3561

Email me: Vntesting@nowhere.com

PUT ME IN LINE

Convenient Care Virtual Visit via Computer

8. You will be prompted to complete eCheck-In. Once complete, click "Begin Video Visit."



Appointment Details

Video Visit with TELEMED, CONV CARE

Time to Be Determined

This appointment cannot be canceled online. To cancel, please call 816-251-5770.

Get ready for your visit!

ECHECK-IN

Save time by completing eCheck-In ahead of time.

BEGIN VIDEO VISIT

We'll let you know when your doctor is ready. When you receive this notification, click the Begin Video Visit button to get started.

Visit Instructions

As you get ready for your video visit, please remember the following:

1. Get the SaintLukesKC app on your device
2. Complete your eCheck-in step before your appointment (available 7 days prior)
3. Be ready 10 minutes prior to your video visit

Quick Fixes:

Be sure you close any other apps that would use video/audio prior to opening video visit button
Get a phone call during the video setup? Refresh the video webpage using the reload button next to the website address bar. If that is unsuccessful close the tab, and relaunch the visit link from the app.

Need Help?
Click [here](#) for set-up instructions
Call our Patient Help Line at 1-844-446-5479

BACK TO VISITS LIST PAGE